



Vote!
IT COUNTS

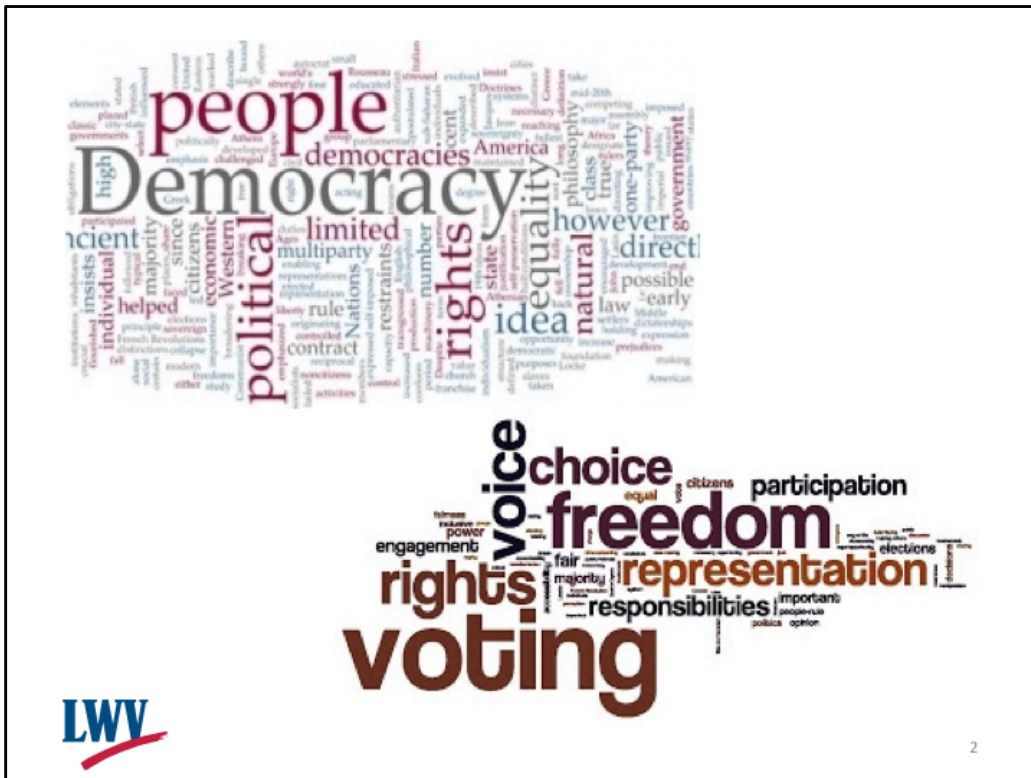
League of Women Voters – Fort Bend County

The LWV is a nonpartisan, political organization that

- Encourages informed and active participation in government
- Influences public policy through education and advocacy

April 2018

- Hello. I am _____, representing _____.
Thank you for inviting me to talk about the League of Women Voters favorite topic—voting!
- The League’s vision is empowered citizens shaping better communities.
- As a nonpartisan organization, the League never endorses or opposes candidates or political parties. But we do advocate for positions on issues that our members have studied and agreed upon.



Opening message during General Election season:

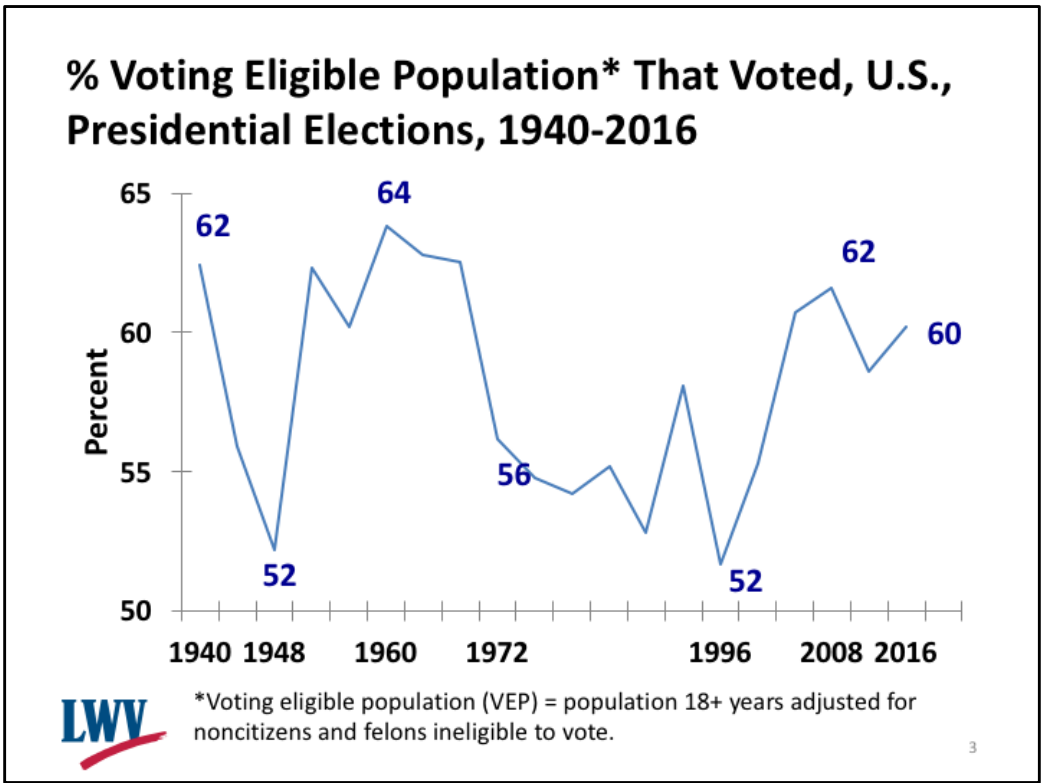
- We are in the midst of an election campaign when voters will elect a number of state and county officials [as well as the President of the United States].
- You've heard lots of political rhetoric and undoubtedly, complaints. So the next time you hear someone moaning about how bad things are in government, ask them if they are a voter

Opening message during Primary Election season:

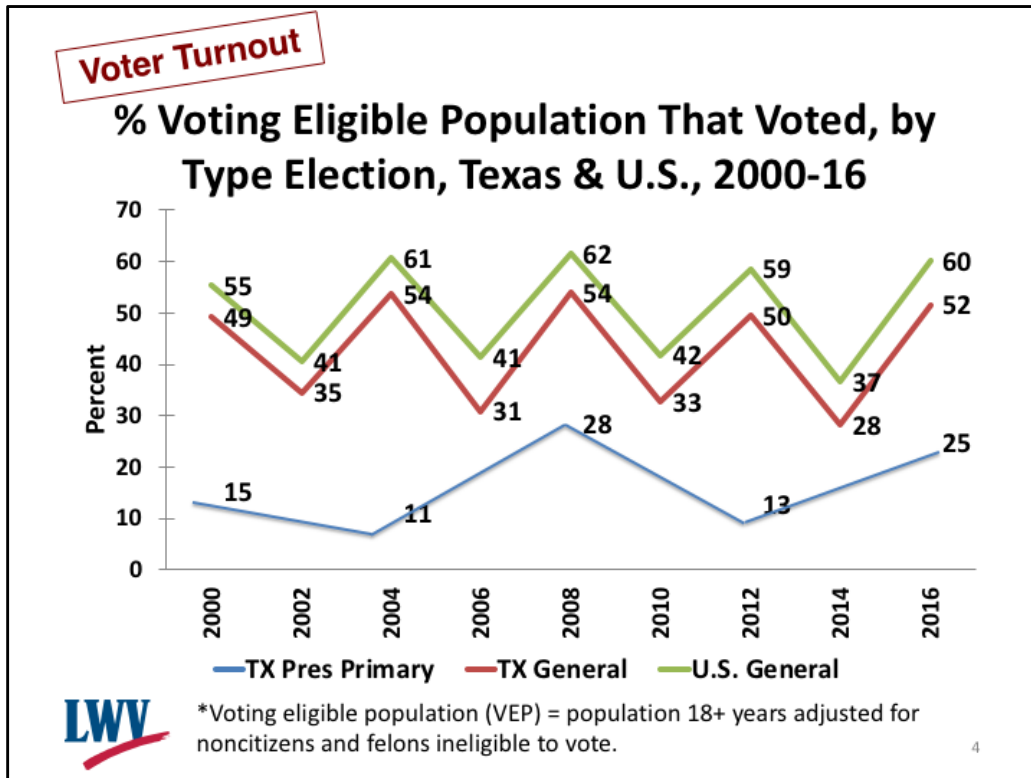
- The upcoming primary election is an extremely important election in Texas. Voters in the Texas primaries and conventions choose who will run for office in the fall General Election.
- For many communities in Texas, their elected officials are chosen in the primary election because many districts heavily favor one political party over the others.
- Republican and Democratic parties choose their candidates in primary elections while the Libertarian and Green parties choose their candidates in party conventions.
- Texas has open primaries—that means all voters can participate in one of these events, but only one.
- Voters who do not strongly identify with any political party should carefully consider the choices and participate in one of the primaries or conventions. Voting for a particular candidate in the primary does not commit you to vote for that candidate in the General Election.

Closing message:

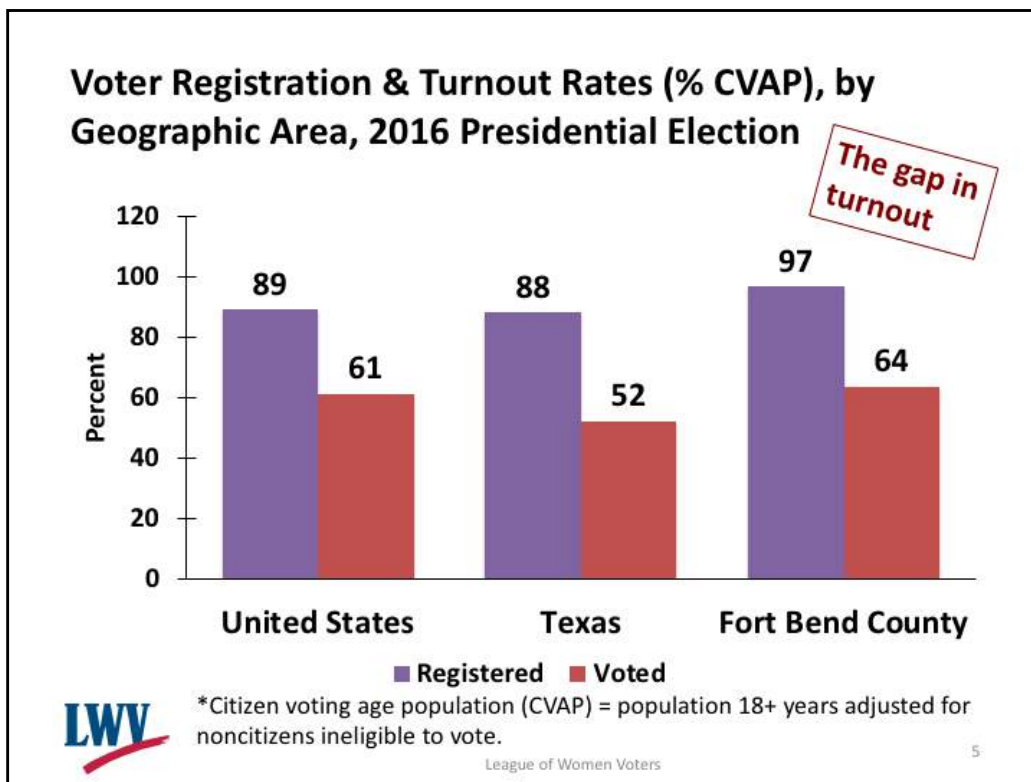
- We encourage all voters to participate! A common perception about representative democracy is that “decisions are made by a majority of the people.”
 - “Of course, that is not true.
 - “Decisions are made by a majority of those who make themselves heard and who vote—a very different thing.” (Walter H. Judd)



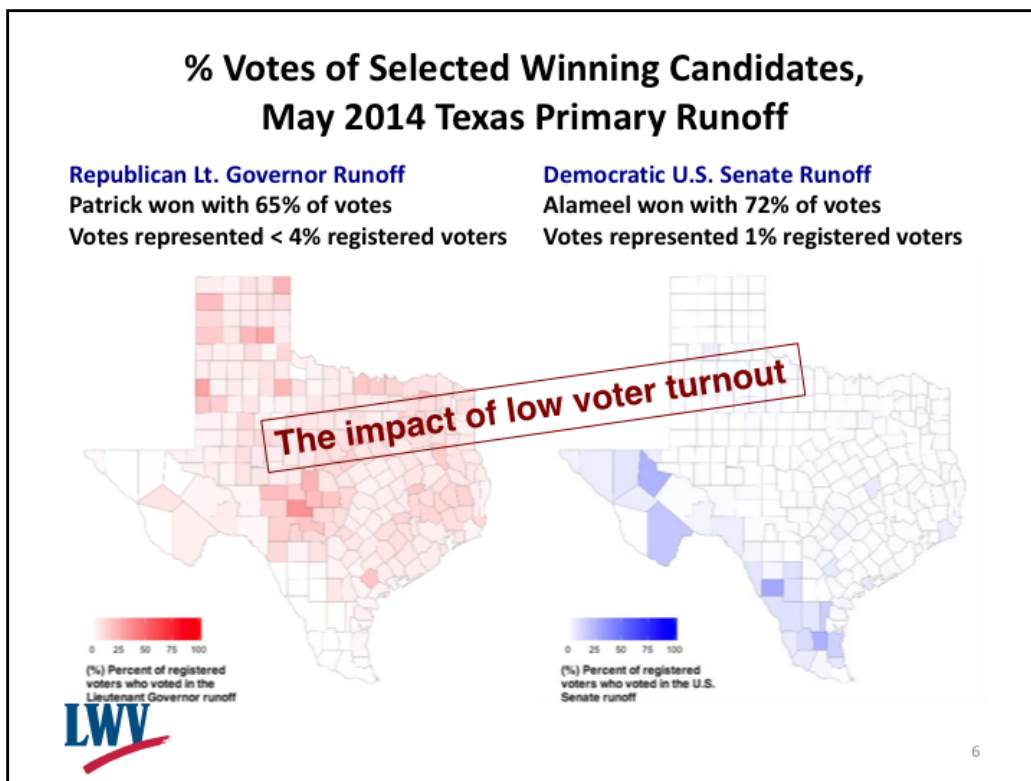
- You may also have heard that voter participation has declined sharply over time. And it is true that voter turnout has its ups and downs.
- But looking at only those eligible to vote, we find that:
 - 2016 voter turnout was higher than it has been since 1972, almost 45 years ago
 - And 8% higher than 20 years ago.
 - This is also true in Texas, where turnout among the voting age population was 6% higher than 20 years ago.



- Now let's concentrate on turnout among voting-eligible Texans. This graph shows two things about turnout:
 - First, Texas turnout is consistently 6-8% below the national average.
 - Second, turnout varies considerably by type of election
 - The highest turnout is for presidential elections
 - Followed by midterm elections in which state officials are elected
 - Turnout for primary elections is very low
 - For the March 2016 Presidential Primary, Texas had over 17 million citizens eligible to vote. 82% were registered to vote.
 - While 30% of Texas registered voters voted for a presidential candidate in the Democrat and Republican primaries, only 25% of the voting eligible population voted.
- While not shown on the graph, turnout for Constitutional amendment and local elections is even lower.
 - Voter-eligible population turnout rates for these elections is not readily available. But we estimate it would be about 9% for the 2015 Constitutional Amendment election, which was had a little higher turnout than usual.
 - Turnout among registered voters for these elections varies from is readily available and varies between 5-11%. However, registered voters do not represent the population of eligible voters and the registered voter turnout rate is higher than that among the eligible population.



- While a large majority of citizens of voting age were registered in 2016, but only a small majority actually voted.
 - And Fort Bend County citizens register and vote at higher rates than those of Texas as a whole.
 - Kendall County in the Hill Country had the highest rate of voter turnout in the state at 71%.
 - Collin County led the 10 most populous counties with 63.8% turnout, followed by Fort Bend (63.6%) and Denton (60%) Counties.
- By the way, Texas ranked 48th among the 50 states in voter turnout.
 - Minnesota ranked #1 with 75% turnout among those eligible to vote. Hawaii was #50 at 43% turnout.
- So nationwide, the problem is voter turnout, not voter registration.
 - At a League luncheon not too long ago to honor Collin County women who had run for office, one former official related that even a close friend who had donated to her campaign and told her that she had voted, did not, in fact, vote according to the election department's list of voters.



- According to the *Texas Tribune*, the two maps shown here "paint ghostly pictures of Texas." You can see that the few dark areas showing high turnout are few and far between.
- While the combined total turnout for the 2014 primaries was 14%, in the runoff, the combined turnout was only 7%.
- But the critical point is that Dan Patrick was elected Lt. Governor in 2014 in spite of the fact that "he earned votes from only 3.5 percent of registered Texas voters" to win the nomination (Hill, 2014).
- In Texas, many state and local partisan races are decided by the primary election or the primary runoff because of the dominance of one party.

Does your vote count?

Vote Difference (No.), by Type Election, Year, Winning Candidate, & Geographic Area

<i>Election</i>	<i>Year</i>	<i>Winning Candidate</i>	<i>Votes</i>	<i>Area</i>
Presidential	2000	George W. Bush	537	FL
U.S. Senate	2008	Al Franken	312	MN
State Senate	1948	Lyndon Johnson	87	TX
State Rep. [§]	2016	Rodney Anderson	64	TX
School Dist. [¶]	2016	Anne Sung	7	TX
State Rep. [•]	2010	Donna Howard	4	TX
City Council [♦]	2016	Bettina Jordan	1	TX

[§]District #105, Dallas/Irving/Grand Prairie. [¶]Houston ISD. [•]District #48, Austin. [♦]City of Hutto.



7

- One of the biggest myths to overcome is that it makes little sense to vote because the odds of you casting the deciding vote in an election are minuscule.
- Logically, in local elections like school board or city council, the odds of a single vote making a difference go up considerably because there are fewer total votes.
- There are several examples in addition to the 2000 presidential election where the count has been very, very close, including a number in Texas.
- In the May 2016 Hutto city council election, one vote out of 509 decided the winner. In the Irving local election that same month, “A single provisional ballot made the difference in helping the city avoid a \$70,000 runoff election. A second provisional ballot that could have sent the race to a runoff wasn’t delivered to the Dallas County Elections Department” in time to be counted. (Brumfield, 2016)
- Widespread belief that "my vote won't make a difference" leads "to circumstances in which one vote may make all the difference" (UT-A, 2014).



Why vote? Because it counts in so many ways!

- Most importantly, voters elect officials who make significant decisions that effect our lives, such as
 - Taxes, roads, minimum wage, teacher pay, social security, health care—you name it
- Politicians listen to the people who vote—and they have access to the list of people who vote and where they live.
 - Voting highlights the power of your neighborhood, city and state. The number of people voting from where you live affects the resources allocated to where you live. For example:
 - Senior citizens in this country have great government programs like Social Security and Medicare. That's because seniors as a group have a high turnout rate. So elected officials are very responsive to their needs. Young people on the other hand have a low turnout rate, so politicians are less in tune with their needs.
 - At the local level, have you ever wondered why the streets may be better in some parts of town than in others? If you look into it, you will almost always find that the areas with good streets are where voter turnout is high, and the areas with lots of pot holes are where voter turnout is low. The elected officials responsible for maintaining streets are more sensitive to areas where everybody votes and people talk to them.
- Some of you may not like the choices on the ballot or the fact that your preferred candidate in the last election lost.
 - But in fact, usually half the voters (more or less) win and the rest lose.
 - Close elections encourage elected officials to listen to diverse opinions on an issue.
 - In the upcoming election, we need to vote and make the best choice we can among those running to keep our government functioning.
- Being a voter empowers us to work toward solutions to problems in our community and our nation.
- The only time your vote doesn't count is when you don't vote.

Got a plan?



Will you...

Register?

Update registration?

Vote by mail?

Vote early? or

Vote on Election Day?

Be a Texas Voter!
Dates to Remember



Hand out bookmarks & review the important dates.

Voter Information Websites

VOTE411.org

Election Information You Need
Enter your address to get
personalized election information

VoteTexas.gov

Texas Secretary of State
1-800-252-VOTE
Who – When – Where - How - What

FortBendCountyTX.gov

<Government> <Elections/Voter Registration>

Cameron County Elections Department
281-343-3411

for polling places & sample ballots

LWVTexas.org

A nonpartisan resource
for voting & public policy issues



League of Women Voters

10

These four websites are very helpful to you in becoming an informed voter.

- VOTE411
 - Has all races that will be on your ballot.
 - Enter your address and see races one by one, side by side comparison of candidates as well as voting locations
- VoteTexas.org
 - Comprehensive voter information. Menu at top of page and the “What do you want to know about voting” drop-down menu are most useful to find voter information.
- Cameron County Elections Department
 - Has locations & hours for voting during Early Voting & on Election Day
 - Sample ballots for each precinct can be viewed and printed
- The LWV-Texas website is the easiest place to find:
 - Voter information (easier than the VoteTexas.gov site)
 - Printable voters guide for statewide races

Plan to be a voter ...

How difficult will it be for you to be a voter in the upcoming election?

Vote!
IT COUNTS~



Cartoon from <http://raesidecartoon.com/vault/voting-3/>

11

- We have basically two choices if we are dissatisfied with politics
 - The easy option is to check out of political discourse and public life in favor of purely personal concerns and relationships.
 - The more difficult option is voice, i.e., talking, listening, and working on public, and yes, political issues.
 - Voting is a small part of increasing voice. And not just your voice but also the voice of your community.
- The challenges we face in getting out to vote are minimal compared to voters in other parts of the world.
 - We can vote early or vote on election day
 - Take your voter registration card and your driver's license or other voter ID
 - But by all means, Vote! It Counts~

References

Judd, W. H. (n.d.) "People often say...." in Quotations about government. *The quote garden*. Retrieved from <http://www.quote garden.com/government.html>

% Voter Eligible Population That Voted, U.S., Presidential Elections, 1940-2016

U.S. Elections Project. (2014, June 11). *National general election VEP turnout rates, 1789-present*. Retrieved from <http://www.electproject.org/national-1789-present>

- VEP turnout 1940-2012: U.S.

U.S. Elections Project. (n.d.). *2016 November general election voter turnout* [Data file]. Retrieved from <http://www.electproject.org/2016g>

- VEP turnout for total ballots counted: U.S.

% Voter Eligible Population That Voted, by Type Election, Texas & U.S., 2000-16

U.S. Elections Project. (n.d.). State turnout rates. *Voter turnout*. Retrieved from <http://www.electproject.org/home/voter-turnout/voter-turnout-data>

- VEP turnout for total ballots counted: Texas and U.S.

Voter Registration & Turnout Rates (% CVAP), by Geographic Area, November 2016 Presidential Election

Texas Secretary of State. (n.d.) *Voter registration figures 1991-present*. Retrieved from <http://www.sos.state.tx.us/elections/historical/vrfig.shtml>

- Number registered voters: Texas and Texas counties

Texas Secretary of State. (2016, November 8). *2016 General election county by county canvass report: President/vice-president*. Retrieved from http://elections.sos.state.tx.us/elchist319_race62.htm

- Number votes cast highest office: Texas and Texas counties

U.S. Census Bureau. (2016, December 8). Table DP05. 2015 ACS Demographic and housing estimates. *American factfinder*. Retrieved from <https://factfinder.census.gov/>

- 2011-2015 5-year estimate of percent citizen population 18 years and over

U.S. Elections Project. (n.d.). *2016 November general election voter turnout* [Data file]. Retrieved from <http://www.electproject.org/2016g>

- Number votes cast for highest office: U.S.
- Number VAP & overseas voters: U.S.

Whitaker, B., & Brill, C. (2016, October 25). Smartshot: National voter registration has hit 200,728,959! *Targetsmart*. Retrieved from <http://targetsmart.com/news-item/smartshot-hits-200728959/>

- Number registered voters: U.S.

Whyte, L., & Daniel, A. (2016, November 9). Here's where Texas voters turned out and where they didn't. *The Texas Tribune*. Retrieved from <https://www.texastribune.org/2016/11/09/heres-where-texas-voters-turned-out-and-where-they/>

- Number population 18 years and over: Texas and Texas counties

% Votes of Selected Winning Candidates, May 2014 Texas Primary Runoff

Hill, D., & Ramsey, R. (2014, May 29). Texas runoff maps show extent of low voter turnout. *The Texas Tribune*. Retrieved from

<https://www.texastribune.org/2014/05/29/runoff-draws-lower-turnout-march-primary/> [Maps]

Texas Secretary of State. (2014, May). *Current election history: Democratic primary runoff*. Retrieved from <http://www.sos.state.tx.us/elections/historical/70-92.shtml>

- Number votes Democrat primary runoff

Texas Secretary of State. (2014, May). *Current election history: Republican primary runoff*. Retrieved from <http://www.sos.state.tx.us/elections/historical/70-92.shtml>

- Number votes Republican primary runoff

Texas Secretary of State. (2014, May). *Turnout and voter registration figures (1970-current)*. Retrieved from <http://www.sos.state.tx.us/elections/historical/70-92.shtml>

- Number Texas registered voters in May 2014

Vote Difference (No.) by Type Election, Year, Winning Candidate, & Geographic Area

Data Sources

Hunn, D. (2016, December 10). Sunn beats Lunan in tight Houston Independent School District race. *Houston Chronicle*. Retrieved from <http://tinyurl.com/hcuqhp8>

- Houston ISD race, Anne Sung

Kronberg, H. (2016, November 29). Rep. Rodney Anderson victorious after recount. *Quorumreport*. Retrieved from <http://tinyurl.com/jy2jzgs>

- Race for state representative HD 105

Kuffner, C. (2011, March 18). Neil finally concedes HD-48. *Off the kuff*. Retrieved from <http://offthekuff.com/wp/?p=35582>

- State representative Dist.48, Donna Howard

List of close election results. *Wikipedia: The free encyclopedia*. Retrieved from <http://tinyurl.com/pbgtaf7>

- Races for president 2000, U.S. Senate 2008, TX Senate 1948

Williamson County Elections Department. (n.d.). Joint general, special and bond elections Saturday, May 07, 2016: Council place 6, City of Hutto. *Elections results archive*. Retrieved from <http://tinyurl.com/zknz42z>

- Hutto City Council

Quote Sources

Brumfield, L. (2016, May 14). 1 vote decides winner: Provisional ballot takes incumbent to 50.01%. *Dallas Morning News*. Retrieved from <http://tinyurl.com/zvx24gx>

- Race for Irving City Council

University of Texas at Austin. (2014, August 18). Chapter 4. Explaining voting and nonvoting. *Texas politics: Voting, campaigns, & elections*. Retrieved from http://www.laits.utexas.edu/txp_media/html/vce/ ["my vote won't make a difference" leads "to circumstances in which one vote may make all the difference"]

Dates to Remember

Texas Secretary of State. (n.d.). *Important 2017 election dates*. Retrieved from <http://www.sos.state.tx.us/elections/voter/2017-important-election-dates.shtml>