



**LEAGUE OF
WOMEN VOTERS®**

The LWV is a nonpartisan,
political organization that

- Encourages informed and active participation in government
- Influences public policy through education and advocacy



**GET IN THE GAME

VOTE

the professional association for design

GET OUT THE VOTE

VOTE411.com

- Hello. I am NAME, representing _____.
Thank you for inviting me to talk about the League of Women Voters favorite topic—voting!
- Our vision is empowered citizens shaping better communities.
- As a nonpartisan organization, the League never endorses or opposes candidates or political parties. But we do advocate for positions on issues that our members have studied and agreed upon.

Source
AIGA, the Professional Association for Design. (2016). *Get out the vote*. Retrieved from <http://www.aiga.org/get-out-the-vote/>

Who can vote?



- U. S. citizen
- At least 18 on Election Day
- Not declared mentally incompetent
- Not completing punishment for a felony
- Registered to vote
 - Texas county of residence
 - 30 days before Election Day



2

Texas college students can vote as long as they are:

- A U.S. citizen
- 18 on Election Day
- Mentally competent
- Not serving a sentence for a felony
- Registered to vote 30 days ahead of time

Sources

- a) Texas Secretary of State. (n.d.). *Register to vote*. Retrieved from <http://www.votetexas.gov/register-to-vote/>
- b) Google images. Retrieved from <https://images.google.com>

Register at either

Parents' address or Student address



If attending college in Texas, you can register to vote either by using your parents' home address or your college address, depending on where and how you want to vote.

Sources

- a) Texas Secretary of State. (n.d.). Students. Retrieved from <http://www.votetexas.gov/voting/index.html> <students>
- b) Google images. Retrieved from <https://images.google.com>

Then vote

Parents' address

By mail
ballot



LWV

Student address

In person



- If you want to vote using your parents' address and will not be returning home to vote, you will vote absentee by mail.
- If you want to vote where you are attending college in Texas, you must register to vote through that county elections office.

Sources

- a) Texas Secretary of State. (n.d.). Students. Retrieved from <http://www.votetexas.gov/voting/index.html> <students>
- b) Google images. Retrieved from <https://images.google.com>

Texas college students



Can vote absentee

- Must be registered to vote in Texas
- Apply for absentee ballot if living:
 - Out-of-county or
 - Out-of-state



5

- Texas allows students to keep their Texas county residency even when they move out-of-county or out-of-state to attend school.
- They only lose their residency if they establish residency in another state for any reason, such as to vote there.
- Thus they can apply for an absentee ballot in their county of residence.

Sources

- a) Residence, 1 TEX. ELEC. CODE § 1.015(d). Retrieved from <http://www.statutes.legis.state.tx.us/Docs/EL/htm/EL.1.htm>
- b) Campus Vote Project. (n.d.). *Student guides*. Retrieved from <http://campusvoteproject.org/studentguides/>
- c) Google images. Retrieved from <https://images.google.com>

Out-of-state students



Vote at home or In Texas

- Request absentee ballot
 - Check student voting guide for home state:
- Establish state residency
 - Register to vote

<http://campusvoteproject.org/studentguides/>



6

- Students from another state who are attending college in Texas can vote either at their legal residence in their home state or in Texas using their school address.
- To vote in their home state:
 - They would check the student voting guide in that state at the website shown on the screen.
 - Apply to vote by absentee ballot in their county of residence.
- To vote where they live while going to school in Texas, students must declare Texas residency and register to vote.

Sources

- a) Residence, 1 TEX. ELEC. CODE § 1.015(d). Retrieved June 13, 2016, from <http://www.statutes.legis.state.tx.us/Docs/EL/htm/EL.1.htm>
- b) Campus Vote Project. (n.d.). *Student guides*. Retrieved June 13, 2016, from <http://campusvoteproject.org/studentguides/>
- c) Google images. Retrieved June 1, 2016, from <https://images.google.com>

Establish residency to vote



- Students can establish residency for voting in Texas if
 - they intend to remain at their Texas school address for the time being, and
 - they live there except while college is not in session.
- To establish residency requires:
 - Texas mailing address
 - Utility or phone bill using the mailing address
 - If you own a vehicle, establishing residency requires:
 - Vehicle registration within 30 days
 - Texas Driver's License within 90 days
- Voter registration requires:
 - Mailing address within the county.

Sources

- a) Residence, 1 TEX. ELEC. CODE § 1.015(d). Retrieved June 13, 2016, from <http://www.statutes.legis.state.tx.us/Docs/EL/htm/EL.1.htm>
- b) Google images. Retrieved June 16, 2016 from <https://images.google.com>

Student ID ≠ voter ID



LWV

Valid photo ID

- **Issued by Texas DPS**
 - Texas driver license
 - Texas Election ID
 - Texas personal ID
 - Texas concealed handgun license
- **Issued by U.S. Govt.**
 - Military ID card with photo
 - U.S. citizenship certificate with photo
 - U.S. passport

- First-time voters who did not list their Texas driver license number or last four digits of their Social Security number on their Voter Registration Application will be required to:
 - enclose a photocopy of a valid photo ID (from the list) if voting by mail when returning your ballot or
 - show a valid photo ID to vote in person.
- Only one of the seven forms of photo ID listed can be used and
 - the ID cannot have expired more than 4 years before voting.

Sources

- a) Documentation of Proof of Identification, 1 TEX. ELEC. CODE § 1.0101. from <http://www.statutes.legis.state.tx.us/Docs/EL/htm/EL.1.htm>
- b) An Act Relating to Requiring a Voter to Present Proof of Identification; Providing a Criminal Penalty and Increasing a Criminal Penalty. SB 5, 85th Texas Legislature 2017). Retrieved from <http://www.capitol.state.tx.us>
- c) Texas Secretary of State. (2016, January). *Notice to voter who must provide identification (for voters voting by mail)*. Retrieved from <http://www.sos.state.tx.us/elections/forms/pol-sub/5-22af.pdf>

Student ID ≠ voter ID



LWV

Other ID

- Voter registration certificate (valid)
- Certified birth certificate
- Current utility bill
- Bank statement
- Government check
- Paycheck
- Or any other government document showing name and address

- Voters who do not have an acceptable ID can sign a simple form and enclose a copy of one of the following other documents.
- The form is called “Voter’s Statement of Reasonable Impediment or Difficulty” and will be sent along with the ballot.

Sources

- a) Documentation of Proof of Identification, 1 TEX. ELEC. CODE § 1.0101. from <http://www.statutes.legis.state.tx.us/Docs/EL/htm/EL.1.htm>
- b) An Act Relating to Requiring a Voter to Present Proof of Identification; Providing a Criminal Penalty and Increasing a Criminal Penalty. SB 5, 85th Texas Legislature (2017). Retrieved from <http://www.capitol.state.tx.us>
- c) Texas Secretary of State. (2016, January). *Notice to voter who must provide identification (for voters voting by mail)*. Retrieved from <http://www.sos.state.tx.us/elections/forms/pol-sub/5-22af.pdf>



REQUEST MAIL BALLOT

Texas deadline: 11 days before Election Day

- Call (800) 252-VOTE or
- Print or order online at www.sos.state.tx.us/elections/voter/reqabbm.shtml

LWV

10

- Send your Application for Ballot by Mail as early as 60 days before an election. This will give you plenty of time to receive your ballot, mark it, and mail it back to the county early voting clerk.
- The application must be **received**
 - by your county early voting clerk
 - not later than the 11th day before Election Day.
 - This election the date is _____, _____, ___.
- To obtain an application, you can either:
 - Call your local county elections office or the Texas Secretary of State Office or
 - Download and print an application or order one at this website
 - Note to speaker: Information not easily retrievable by searching VOTETEXAS.GOV home page

Resources

- a) Texas Secretary of State. *Application for a ballot by mail*. Retrieved from <http://www.sos.state.tx.us/elections/voter/reqabbm.shtml>
- b) Texas Secretary of State. *Listing of county websites*. Retrieved from <http://www.sos.state.tx.us/elections/voter/county.shtml>
- c) Google images. Retrieved from <https://images.google.com>

Application for Ballot by Mail

1	Last Name (Please print information)
2	Residence Address: See back of application for instructions
3	Mail my ballot to: If mailing a ballot to a different residence
4	Date of Birth (mm/dd/yyyy)

LWV


11

In completing the application:

- Your name and residence address must match what is on your voter registration card. If you have moved
 - Within the county: Update address online
 - To a different county: Fill out a new Voter Registration Application
- “Mail ballot to:”
 - This is the address where you want your ballot sent.
 - And that address depends on the reason you are voting by mail.

Sources

- a) Texas Secretary of State. (n.d.). *Application for ballot by mail* [form]. Retrieved from <http://www.sos.state.tx.us/elections/voter/reqabbm.shtml>
- b) Texas Secretary of State. (n.d.). *Voter name and address changes*. Retrieved from <https://txapps.texas.gov/tolapp/sos/SOSACManager>
- c) Google images. Retrieved June 1, 2016, from <https://images.google.com>



- Sign and date your Application for Ballot by Mail.
 - Your signature MUST match the one on your voter registration card.
- If you are unable to sign it yourself:
 - A person can witness your mark or attest that you cannot make a mark.
 - The witness or assistant must not only sign the application but provide an address and the relationship to the voter.
 - Unless the witness is a close relative, it is a misdemeanor to witness more than one Application for Ballot by Mail.
 - It is also a misdemeanor to omit the requested information.

Sources

- a) Texas Secretary of State. (n.d.). *Application for ballot by mail* [Form]. Retrieved from <http://www.sos.state.tx.us/elections/voter/reqabbm.shtml>
- b) Google images. Retrieved from <https://images.google.com>




- Next, add the address of your county elections office to the designated spot on the application.
- Then fold the application, tape it shut, and put a first class stamp on it before mailing it.
- It can also be scanned and emailed or faxed to your elections office.

Sources

- a) Texas Secretary of State. (n.d.). *Application for ballot by mail* [form]. Retrieved from <http://www.sos.state.tx.us/elections/voter/reqabbm.shtml>
- b) Google images. Retrieved from <https://images.google.com>

Voting





14

- When you get your ballot by mail, it will contain:
 - Instructions from the Texas Secretary of State,
 - an official ballot,
 - a ballot envelope, and
 - another envelope addressed to the county elections office (commonly called the carrier envelope).
- The two envelopes are usually different colors and vary from county to county and year to year.

Sources

- a) Additional Balloting Materials, 7 TEX. ELEC. CODE § 86.002. Retrieved from <http://www.statutes.legis.state.tx.us/Docs/EL/htm/EL.86.htm>
- b) Election day. (2008, October 17). *Me and you and Ellie* [Blog]. Retrieved from <http://meandyouandellie.blogspot.com/2008/10/election-day.html>

Vote



LWV


15

- For each office, vote for the candidate of your choice.
 - Mark the ballot according to the instructions on the ballot envelope.
 - Some counties specify that the bubble be filled in by using a black or blue ink pen.
 - There is also a place at the top of the ballot to vote a straight ticket for one party.
- After you are done voting, fold the ballot and place it in the ballot envelope.

Sources

- a) Marking and Sealing the Ballot, 7 TEX. ELEC. CODE § 86.005. Retrieved from <http://www.statutes.legis.state.tx.us/Docs/EL/htm/EL.86.htm>
- b) Lubbock County Elections Department. (2012). *How to mark a ballot by mail*. Retrieved June 8, 2016, from <http://www.votelubbock.org/voter-education/how-to-mark-a-ballot/>
- c) Election day. (2008, October 17). *Me and you and Ellie* [Blog]. Retrieved from <http://meandyouandellie.blogspot.com/2008/10/election-day.html>

Seal and insert



LWV

16

Seal the ballot envelope and place it inside the pre-addressed carrier envelope.

Sources

- a) Marking and Sealing the Ballot, 7 TEX. ELEC. CODE § 86.005. Retrieved from <http://www.statutes.legis.state.tx.us/Docs/EL/htm/EL.86.htm>
- b) Election day. (2008, October 17). *Me and you and Ellie* [Blog]. Retrieved from <http://meandyouandellie.blogspot.com/2008/10/election-day.html>

Seal and sign



LWV

17

- Seal the outside envelope before signing your name.
- Sign your name next to the X on the back of the envelope.
- Be sure this signature is exactly the same as the signature on your Application for Ballot by Mail.

Sources

- a) Marking and Sealing the Ballot, 7 TEX. ELEC. CODE § 86.005. Retrieved from <http://www.statutes.legis.state.tx.us/Docs/EL/htm/EL.86.htm>
- b) Election day. (2008, October 17). *Me and you and Ellie* [Blog]. Retrieved from <http://meandyouandellie.blogspot.com/2008/10/election-day.html>

Mail it!



18

- Add the required postage and mail!
- If you are afraid to mail the envelope with your signature showing, you can put it in a larger envelope to mail. But be sure to:
 - have the correct address and
 - add enough postage.
- You can also use UPS or FedEx.
- In any case, only one sealed ballot can be placed in another envelope for mailing (unless ballots are from the same address).
- If you cannot mail your own ballot, give it to a trusted friend to mail. Never give it to a stranger or a someone working for a candidate or political party.

Sources

- a) Method of Returning Marked Ballot, 7 TEX. ELEC. CODE § 86.006. Retrieved from <http://www.statutes.legis.state.tx.us/Docs/EL/htm/EL.86.htm>
- b) Election day. (2008, October 17). *Me and you and Ellie* [Blog]. Retrieved from <http://meandyouandellie.blogspot.com/2008/10/election-day.html>

Deadlines –

Last day to*

- Register to vote
- Apply for ballot by mail
- Vote by mail

*Date application/ballot
must be received



19

- Register to vote _____, _____, ____
- Apply to vote by mail _____, _____, ____
- Vote by mail _____, _____, ____
 - Note that all the deadlines are the dates the application or ballot must be **received** in the elections office—not post marked on the deadline.
 - This means to get there on time, a local ballot must be mailed at least 3-4 days in advance of the deadline.

Sources

- a) Delivery of Application to Registrar, 2 TEX. ELEC. CODE § 13.042. Retrieved from <http://www.statutes.legis.state.tx.us/Docs/EL/htm/EL.13.htm>
- b) Submitting Application for Ballot Voted by Mail: General Rule, 7 TEX. ELEC. CODE § 84.008. Retrieved from <http://www.statutes.legis.state.tx.us/Docs/EL/htm/EL.84.htm>
- c) Deadline for Returning Marked Ballot, 7 TEX. ELEC. CODE § 86.007. Retrieved from <http://www.statutes.legis.state.tx.us/Docs/EL/htm/EL.86.htm>

Common Errors

- Envelope not signed
- Signature does not match that on application
- Ballot mailed too late



20

There are always some ballots that don't count because of a simple oversight, such as:


- Forgetting to sign the outside envelope.
- The signature on the envelope and on the Application for Mail Ballot are different.
- Worst of all, it got in the mail too late to arrive by Election Day.

Sources

- a) California Forward. (2014). Three common errors: Voting by Mail [Image] in *Your final vote by mail cheatsheet!* Retrieved from <http://www.cafwd.org/reporting/entry/your-final-vote-by-mail-cheatsheet>
- b) Google images. Retrieved June 1, 2016, from <https://images.google.com>

- **Register**
- **Plan ahead**
- **Learn**
- **Vote!**

For reminders:
www.VOTE.org



1. Register
2. Plan Ahead
3. Research
4. Vote!



21

In short, there are four basic steps:

- Register to vote
- Plan ahead
 - Apply to vote by mail as soon as you can
 - Or check out your polling place
- Learn about the candidates and their stands on the issues.
- If want a reminder to vote, sign up online to get text messages or emails.

Source

AIGA, the Professional Association for Design. (2016). *Get out the vote*. Retrieved from <http://www.aiga.org/get-out-the-vote/>



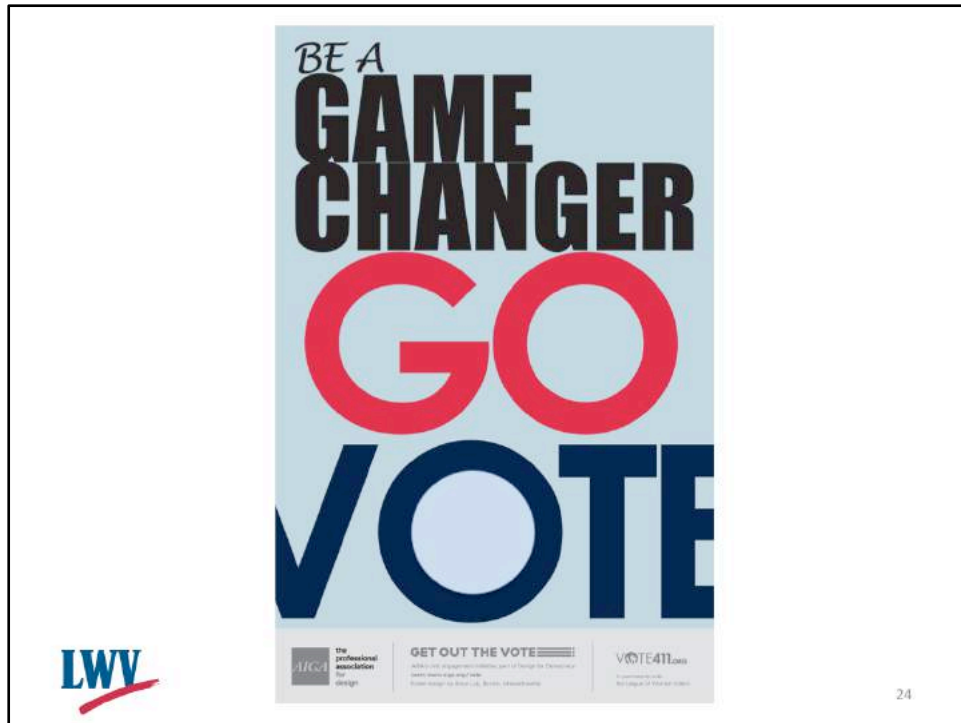
Why vote? Because it counts in so many ways!

- Most importantly, voters elect officials who make government policies that effect our lives, such as the
 - Interest rates you pay on your student loan
 - Taxes taken out of your paycheck
 - Health care benefits you get at your job
 - Availability of bike paths, parks, and libraries where you live
- Some of you may not like the choices on the ballot or the fact that your preferred candidate in the last election lost.
 - But in fact, usually half the voters (more or less) win and the rest lose.
 - Close elections encourage elected officials to listen to diverse opinions on an issue.
 - In the upcoming election, we need to vote and make the best choice we can among those running to keep our government functioning.
- And, yes, one vote can make a difference.
 - In the May 2016 Irving city council election, a runoff election was avoided because when one provisional ballot was counted, it pushed the incumbent over the 50% threshold required to avoid a runoff.
- The only time your vote doesn't count is when you don't vote.

Source

Brumfield, L. (2016, May 13). One vote makes the difference as Meagher declared winner in Irving council race. *Dallas Morning News*. Retrieved from

<https://www.dallasnews.com/news/news/2016/05/13/one-vote-makes-the-difference-as-meagher-declared-winner-in-irving-council-race>



Do you think that:

- College tuition should be free?
- The minimum wage for internships should be enforced?
- Pell grant awards should be increased to 100% of the average in-state tuition?
- Marijuana should be legalized?
- The voting age should be lowered to age 16?

Whatever your issue is that involves government policy, voting is one way to have some control over the decisions.

This is a competitive election, so be a game changer!