

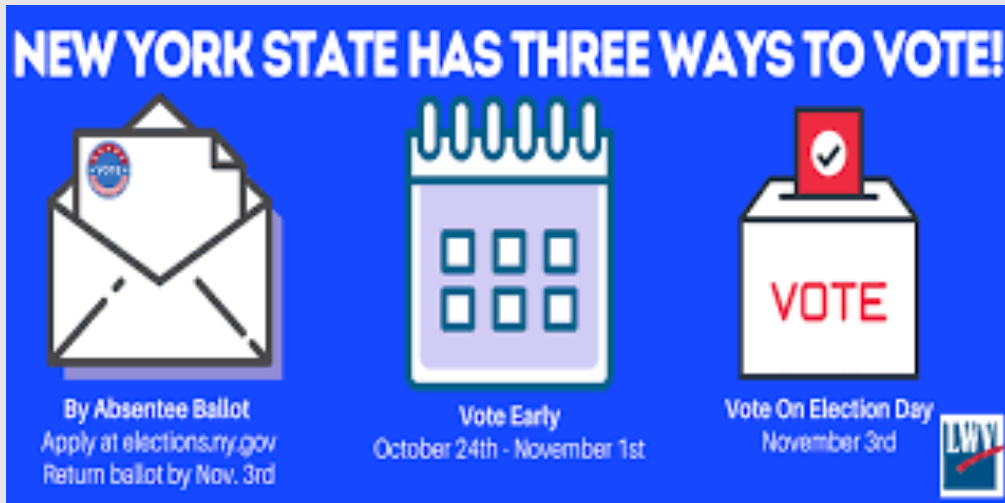


What's *Your* Plan for Voting?

Everything you wanted to know about voting in 2020
(but didn't know who to ask)

Three Ways to Cast Your Ballot

NEW YORK STATE HAS THREE WAYS TO VOTE!



The infographic is set against a blue background. It features three main icons: an envelope for absentee ballots, a calendar for early voting, and a ballot box for election day voting. Each icon is accompanied by text describing the method and its timeline. A small LWV logo is in the bottom right corner of the infographic.

- By Absentee Ballot**
Apply at elections.ny.gov
Return ballot by Nov. 3rd
- Vote Early**
October 24th - November 1st
- Vote On Election Day**
November 3rd

- ✓ Absentee Ballot
- ✓ Early Voting (in-person)
- ✓ Election Day Voting (in-person)

But First, A Word From Our Sponsor

- ✓ *VOTE411.ORG* from the League of Women Voters is your online source for the election information you need
 - Available in English and Spanish
- ✓ Check your Voter Registration Status
- ✓ Learn how to apply for an Absentee Ballot
- ✓ Find early voting times and locations
- ✓ Learn what's on your ballot
 - What election contests
 - Any ballot questions?
 - Compare the candidates in an election contest
 - Discover upcoming debates in your area

Option 1: Voting By Absentee Ballot

Voting by absentee ballot is underway

- ✓ Voting absentee is NOT mandatory
- ✓ Absentee ballots have been mailed
- ✓ APPLY for a ballot no later than October 27 (online or mail); November 2 (in person)
- ✓ MAIL marked ballot by November 3 (postmarked) *OR*
- ✓ DROP it off at Westchester BoE during business hours *OR*
- ✓ EARLY VOTING: Drop off ballot at *any* Early Voting Center during voting hours *OR*
- ✓ ELECTION DAY: Drop off ballot at *any* polling location during voting hours

Voting By Absentee Ballot Details

Request an Absentee Ballot online at the Westchester Board of Elections website

citizenparticipation.westchestergov.com

On Absentee Ballot application select “Temporary Illness” as the reason for requesting an Absentee Ballot

Voting By Absentee Ballot Extras

If you decide to drop off your completed ballot during Early Voting or on Election Day

- No need to wait in line

- Place your ballot (in the sealed envelope) in the Drop Box

If you request an Absentee Ballot and then decide to vote in-person—that's ok

- Your in-person vote will be counted

- Your absentee ballot will be void

Absentee Ballot–Take Care

For your absentee ballot vote to be counted it must be marked and signed completely and correctly

And placed in the envelopes provided

No postage is necessary if you deliver your ballot to the BoE or polling place

Follow the instructions carefully!

Make sure your vote counts

Look for the number of ovals to fill in for each contest.

Check the number of ovals you have filled in

If you fill in ovals for too many candidates in one contest, the scanner will display a message that you have an "Overvoted Ballot." You can press "Return Ballot" to get your ballot back and correct it, or you can ignore the message and cast your ballot with votes that will not count.

Check your ballot carefully – in some contests, the candidates are listed in two columns.

United States Senator Vote for one		
Party A A ❖	Party A John Smith	<input type="radio"/>
Party B B ⚙	Party B Jane Doe	Party E Mary Jones
Party C C ⌘	Party C John Smith	<input checked="" type="radio"/>



Correct number of ovals filled in.
This vote will count for John Smith

United States Senator Vote for one		
Party A A ❖	Party A John Smith	<input type="radio"/>
Party B B ⚙	Party B Jane Doe	Party E Mary Jones
Party C C ⌘	Party C John Smith	<input checked="" type="radio"/>



Too many ovals filled in.
These votes will not count

Do not vote more than once for the same candidate

In some contests, a candidate may be listed under more than one party. If you fill in more than one oval for a candidate in a contest, your vote will count for that candidate, but only under the party you selected listed first on the ballot.

United States Senator Vote for one	
Party A A ❖	Party A John Smith
Party B B ⚙	Party B Jane Doe
Party C C ⌘	Party C John Smith



Correct number of ovals filled in.
This vote will count for John Smith under Party C


United States Senator Vote for one	
Party A A ❖	Party A John Smith
Party B B ⚙	Party B Jane Doe
Party C C ⌘	Party C John Smith



Too many ovals filled in.
Your vote will count for John Smith under Party A, not under Party C.

Step One Mark Your Ballot

Step Two—Put It in This Envelope

 **OFFICIAL ABSENTEE BALLOT**

051640
DORIS DINGOTT
4 MACY AVE
WHITE PLAINS NY 10605

General Election November 3, 2020
District: City of: White Plains ED 2
Ballot: 12

General Election November 3, 2020
SIGNATURE REQUIRED (SEE OTHER SIDE)

Board of Elections use only / Para uso exclusivo de la junta electoral

**OFFICIAL ABSENTEE BALLOT FOR GENERAL
(OR PRIMARY OR SPECIAL) ELECTION** _____, 20____

Name of voter _____
Residence (street and number if any) _____
City/or town of _____ (village, if any) _____
County of _____
Assembly district _____
Legislative district (as applicable) _____
Ward (as applicable) _____
Election district _____
Party enrollment (in case of primary election) _____
Inspector (D) _____ Inspector (R) _____

Ballot envelope
Sobre de boleta electoral

Instructions to voter:

1. First mark your ballot, then fold it and place it in this envelope, and then seal this envelope.
2. Sign and date the statement on the reverse side of this envelope. Your signature will be compared to the signature on file with the board of elections to verify your identity.
3. Place this envelope in the return envelope.
4. Your ballot can be returned to any Early Voting or Election Day poll site, or to your local Board of Elections by 9:00 pm on Election Day, if delivered in person, or be postmarked by Election Day and received not later than seven days following the election.

If you have an application for an absentee ballot, do not place it in this envelope. Instead, place it in the return envelope along with this sealed envelope.

Instrucciones para el votante:

1. Primero, marque su boleta electoral, luego, dóblela y ubíquela en este sobre y selle el sobre.
2. Firme y feche la declaración en el reverso de este sobre. Su firma se comparará con la firma archivada en la junta electoral para verificar su identidad.
3. Ubique este sobre en el sobre de devolución.
4. Su boleta puede devolverse a cualquier centro de votación del Día de la Elección o Votación Anticipada, oa la Junta Electoral local antes de las 9:00 pm del Día de la Elección, si se entrega en persona, o llevar el matasellos del Día de la Elección y recibirla a más tardar siete días después la elección.

Si tiene una solicitud para boleta electoral en ausencia, no la coloque en este sobre. Colóquela en el sobre de devolución junto con este sobre sellado.

Step Three—Sign the Envelope

Do not put anything except your ballot in this envelope. You must sign, date and seal this envelope. | *No meta nada más en este sobre, solamente su boleta electoral. Debe firmar, fechar y sellar este sobre.*

Statement of Absentee Voter
I do declare that

- I am a citizen of the United States, that I am duly registered in the election district shown on the reverse side of this envelope and I am qualified to vote in such district;
- that I will be unable to appear personally on the day of the election for which this ballot is voted at the polling place of the election district in which I am a qualified voter because of the reason given on my application heretofore submitted;
- that I have not qualified nor do I intend to vote elsewhere, that I have not committed any act nor am I under any impediment which denies me the right to vote.

I hereby declare that the foregoing is a true statement to the best of my knowledge and belief, and I understand that if I make any material false statement in the foregoing statement of absentee voter, I shall be guilty of a misdemeanor.

Declaración de Votante en Ausencia
Declaro que

- Soy un ciudadano de los Estados Unidos, que estoy debidamente registrado en el distrito electoral señalado en el anverso de este sobre y que soy apto para votar en dicho distrito;
- Que seré incapaz de asistir personalmente el día de las elecciones en las cuales esta boleta electoral puede ser votada, en el puesto de votación del distrito electoral en el que soy apto para votar, debido a las razones señaladas en mi solicitud y presentadas hasta ahora;
- Que no soy apto para votar ni pretendo hacerlo en ningún otro sitio, que no he realizado ningún acto ni hay nada que constituya un impedimento para que se me niegue el derecho a votar.

Por medio de la presente declaro que lo dicho anteriormente es cierto a mi mejor saber y entender, y que comprendo que si se encuentra alguna falsedad en la presente declaración de votante en ausencia, seré culpable de un delito menor.

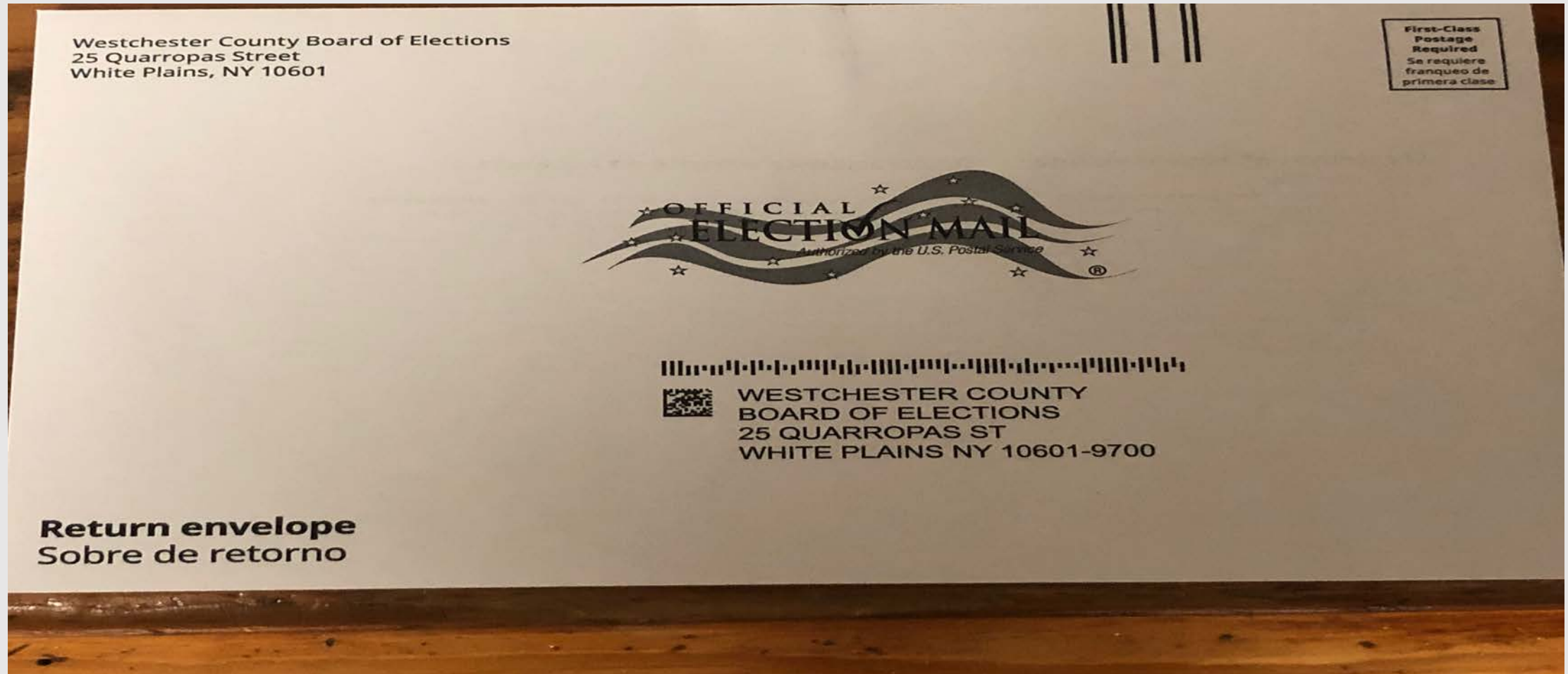
Signature or mark of voter / Firma o marca del votante

John Hancock

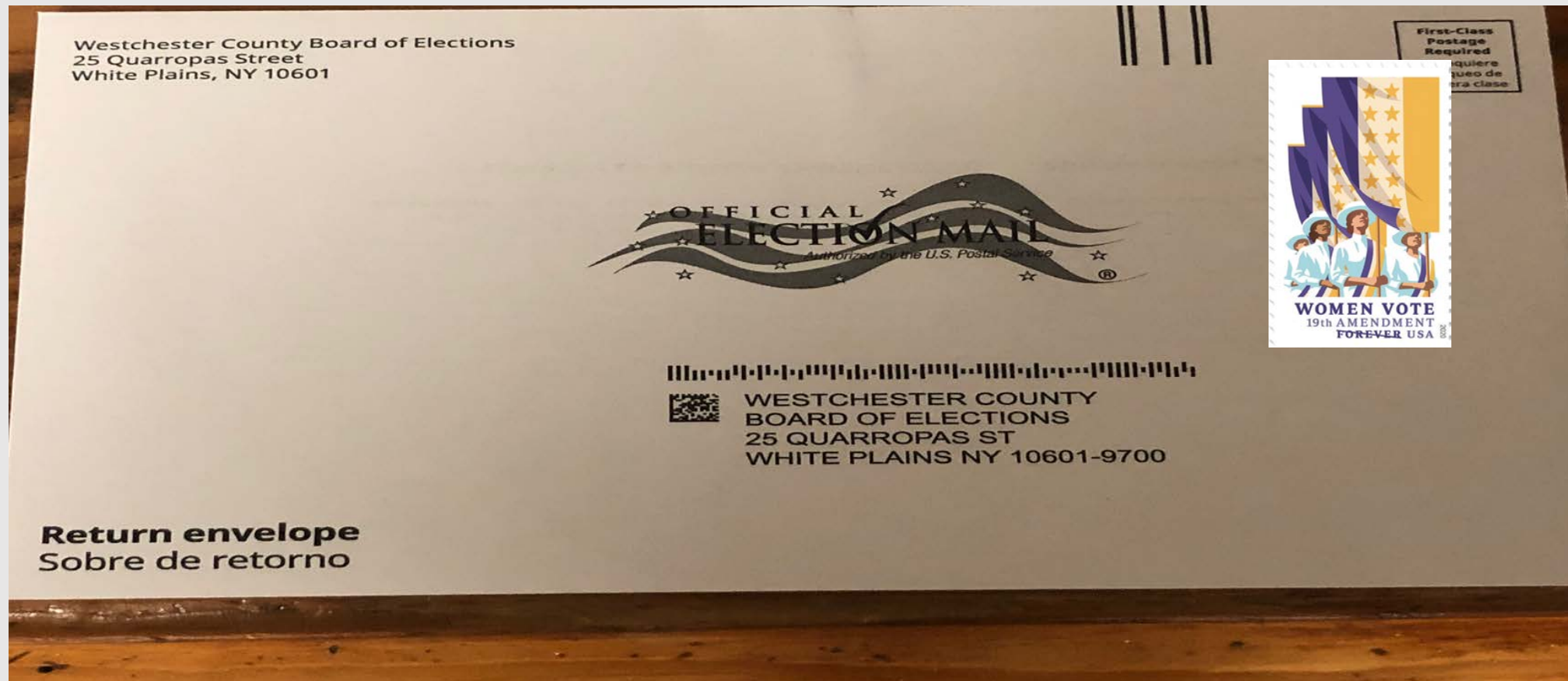
Date / Fecha
(MM/DD/YYYY)

Signature and address of witness (Required only if voter does not sign his or her own name.)
Firma y dirección del testigo (es requerido si el votante no firma su propio nombre.)


Step Four—Put Ballot in Mailing Envelope




Step Five—If You Mail Your Ballot Stamp the Envelope !!



Step Six—Double Check Your Work!

 Information in English: 914-995-5700
Información en español: 914-995-5700

 www.westchestergov.com/boe

Did you...

- Sign and date the Statement of Absentee Voter?
- Put your marked ballot in the ballot envelope?
- Put your sealed ballot envelope in this return envelope?
- Put postage on this return envelope?

Your ballot can be returned to any Early Voting or Election Day poll site, or to your local Board of Elections by 9:00 pm on Election Day, if delivered in person, or be postmarked by Election Day and received not later than seven days following the election.

Revise si...

- ¿Firme y feche la Declaración de Votante en Ausencia?
- ¿Puso la boleta marcada en el sobre de boleta electoral?
- ¿Puso el sobre de boleta electoral sellado en este sobre de retorno?
- ¿Puso el franqueo en este sobre de retorno?

Su boleta puede devolverse a cualquier centro de votación del Día de la Elección o Votación Anticipada, oa la Junta Electoral local antes de las 9:00 pm del Día de la Elección, si se entrega en persona, o llevar el matasellos del Día de la Elección y recibirla a más tardar siete días después la elección.

How Should I Return My Absentee Ballot?

- ✓ MAIL marked ballot by November 3 (postmarked)
- ✓ DROP it off at Westchester BoE during business hours
- ✓ EARLY VOTING: Drop off ballot at *any* Early Voting Center during voting hours
- ✓ ELECTION DAY: Drop off ballot at *any* polling location during voting hours

Option 2: Early Voting



What is Early Voting?

Voting in-person before Election Day

Who can Early Vote?

All New York State registered voters

When is Early Voting?

Sunday, October 24—Sunday, November 1

Sat & Sun: 12:00 noon—5:00 p.m.

Mon, Wed, Fri: 8:00 a.m.—4:00 p.m.

Tues, Thurs: 12:00 noon—8:00 p.m.

Where Do I Go to Vote Early?

Any one of 17 locations in Westchester County

Eastchester Public Library	Dobbs Ferry Village Hall
Greenburgh Town Hall	Harrison: Veterans Memorial Building
Pound Ridge Town House	Mamaroneck Town Center
Mt. Kisco Memorial	Mt. Pleasant Community Center
Mt. Vernon City Hall	New Rochelle City Hall
Ossining: Joseph G. Caputo Community Center	Peekskill Nutrition Center
Somers Town House	White Plains: Westchester County Board of Elections 25 Quarropas Street
Yonkers: Grinton I. Will Library	Yonkers: Riverfront Library
Yorktown Heights: Yorktown Cultural	

Option 3: Election Day

- ✓ Tuesday November 3
- ✓ Polls are open 6:00 a.m.—9:00 p.m.
- ✓ Your polling place this year may not be the same one you voted at last time
 - Check the Westchester BoE website for your polling location
citizenparticipation.westchestergov.com
- ✓ If your name does not show up in the Voter Register, ask for a provisional ballot
- ✓ You may vote in-person even if you requested and/or submitted an Absentee Ballot

Important Dates

ABSENTEE VOTING (now)

- ✓ **APPLY** for a ballot no later than October 27 (online or mail); November 2 (in person)
- ✓ **MAIL** marked ballot by November 3 (postmarked)
- ✓ **EARLY VOTING:** Drop off ballot at *any* Early Voting Center during voting hours
- ✓ **ELECTION DAY:** Drop off ballot at *any* polling location during voting hours

EARLY VOTING October 24 – November 1 (*times vary by day*)

- ✓ At *any* of the 17 Early Voting Centers in Westchester County

ELECTION DAY November 3 (*6:00 a.m. – 9:00 p.m.*)

- ✓ Vote in-person at your *assigned* polling location
- ✓ *Your polling location may be different from where you voted in the past*

More Information

Westchester County Board of Elections

25 Quarropas St., White Plains (914) 995-5700
citizenparticipation.westchestergov.com

League of Women Voters of White Plains

(914) 831-1142 *lwwwp.info@gmail.com*

So ... In Conclusion

With So Many Options
You Have No Reason
NOT to

VOTE !!