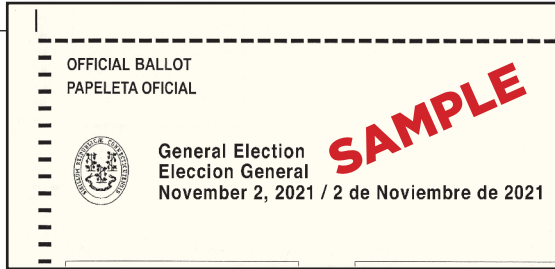



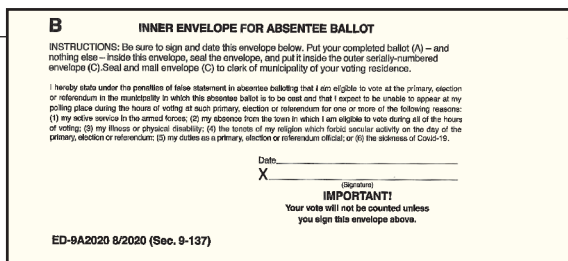
# Voting by Absentee Ballot? Follow these 4 Simple Steps...

1



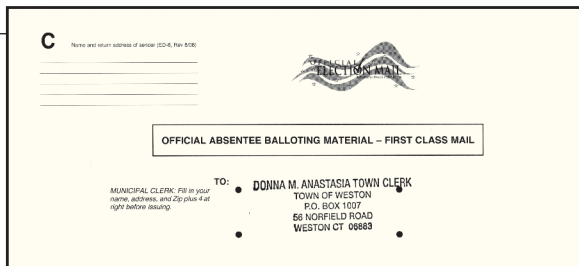
Mark your ballot carefully! Unlike a polling place, you cannot get a new ballot if you make a mistake. Make sure the ovals are filled in like this: 

2



Insert your completed ballot into the inner envelope, seal it, date it and then sign your name on the space with the "X" on the outside of the envelope. This is very important, if the inner envelope is not signed and dated, the ballot cannot be counted!

3



Place the inner envelope inside the outer mailing envelope and seal it. If you are mailing your completed ballot, don't forget the postage!

4



Completed ballots can be mailed or dropped in YOUR municipality's secure drop box located near city/town hall. Many municipalities have more than one drop box. Check your local town/city website for exact locations.

**Congratulations! You voted!** Be sure to return your ballot to the Town Clerk as quickly as possible, it must arrive before 8 pm on Election Day, November 2, 2021 to be counted!