

Mail-in Ballot Voting for PA Voters

 **How-to guide about completing &
returning PA mail-in ballots**



Mail-in Ballot Voting Guide Your Vote is Your Voice

The League of Women Voters of Delaware County PA has compiled this guide to help voters to complete and return your mail-in ballot. **Make Your Vote Count!**

Join a Member League to Empower Voters & Defend Democracy

- **LWV Central Delaware County**
- **LWV Radnor Township**

So you got your election ballot in the mail....


Now What?

Mail-in ballots have 4 parts:

1. Instructions
2. Official Ballot
3. Secrecy Envelope
4. Outer Envelope

Mail-in Ballot-Part 1

Read and follow the **Instructions**
in the packet and on the ballot.




Mail-in Ballot - Part 2

Complete the mail-in ballot using a pen with black ink and fill in the rectangle next to your selections.



Mail-in Ballot - Part 3



Put the ballot in the official mail-in ballot
secrecy envelope and seal the envelope.

DO NOT make any marks on the **secrecy**
envelope.

Official Mail-in Ballot

NAKED Ballot Warning


Naked ballots are mail-in ballots that arrive at election bureaus without inner “**secrecy envelopes**” and under PA Election Law your ballot will **NOT** be counted.



SO PLEASE USE THE SECRECY ENVELOPE

Mail-in Ballot - Part 4

Put the secrecy envelope with your ballot in the outer envelope. Then sign, date signed, print your name and address the on the sealed outer envelope.



Voter, sign or mark here	
X	

Voter Declaration-Why Sign?

By signing the outer (declaration) envelope, the voter declares and affirms, under penalty of perjury, that they are the person who completed their mail-in ballot.

The image shows a sample of a voter declaration envelope form. It contains the following text and fields:

- Voter's Declaration:** I hereby declare that I am qualified to vote in the election conducted at the election site and that I am the person who completed the ballot.
- Signature Line:** Voter, sign or mark here.
- DATE (MM/DD/YYYY):** _____
- Voter, print name:** _____
- Voter, address (street):** _____
- Voter, address (city, zip code):** _____
- FOR COUNTY ELECTION USE ONLY**
- Signature Line:** Voter, sign or mark here.
- DATE (MM/DD/YYYY):** _____
- Voter, print name:** _____
- Voter, address (street):** _____
- Voter, address (city, zip code):** _____
- Voter, sign here:** _____

Signature Tips

- **You should sign the same way you did when you registered to vote**, because that's what the signature will be compared with. Election workers look at the signature on the ballot envelope and the signature on file.
- Look at the signature on your PennDOT driver's license or ID card which is the signature in the PA voter registration system.
- **If you are concerned that your signature on file is no longer accurate,** **contact** the [Delaware County Election Bureau](#) and they will help you update it (610) 891-4673 DelcoElection@co.delaware.pa.us

3 Ways to Return Mail-in Ballots

RETURN as EARLY as POSSIBLE

At Delaware County Voter Service Centers

Chester - Media - Upper Darby

NOTE: Voter returns mail-in ballot in person at a Voter Service Center.



Place in a Dropbox

List of dropbox locations

NOTE: Voter puts their mail-in ballot in the dropbox. Camera surveillance will be in place plus daily pick-up.



In the mail via US Postal Service

NOTE: Mailing Permit is on Outer Envelope no need for a postage stamp.




Ballots must be postmarked by 8:00 p.m. on November 3rd, 2020.

Outer Envelope Barcode Security



A person's mail-in has a **declaration/outer envelope** with it that must be completed, signed and returned with the ballot in it in order for the vote to be counted. **The outer envelope has a barcode on it that is associated with the voter.** When the voted ballot is received, that **barcode is scanned** and the **system immediately** updated to reflect that your ballot has been returned. **Track your mail-in ballot at VotesPA - [CLICK HERE](#)**




More About Mail-in Ballot Security



Once **mail-in ballots** are scanned into the election system, they are **secured under lock and key** in a room which is also **under camera**. Ballots remain there until 7 AM on Election Day at which time they are brought out with witnesses, opened, and the process is begun to count them.

Need More Info? Check Out ...



**Questions Call Election Bureau
610-891-4673**

- [VotesPA.com](https://www.VotesPA.com)
- [LWVDelcoPA.org](https://www.LWVDelcoPA.org)
- [Delcopa.gov](https://www.Delcopa.gov)
- [Vote411.org](https://www.Vote411.org)