

Mail-in Ballot Voting for Delaware County Voters

 **How-to guide about completing &
returning mail-in ballots in Delco PA**



Mail-in Ballot Voting Guide Your Vote is Your Voice

The League of Women Voters of Delaware County PA has compiled this guide to help voters to complete and return your mail-in ballot. **Make Your Vote Count!**

Join a Member League to Empower Voters & Defend Democracy

- **LWV Central Delaware County**
- **LWV Radnor Township**

So you got your election ballot in the mail....


Now What?

Mail-in ballots have 4 parts:

1. Instructions
2. Official Ballot
3. Secrecy Envelope
4. Outer Envelope

Mail-in Ballot-Part 1

Read and follow the **Instructions**
in the packet and on the ballot.




Mail-in Ballot - Part 2

Complete the mail-in ballot using a pen with black ink and fill in the rectangle next to your selections.



Mail-in Ballot - Part 3



Put the ballot in the official mail-in ballot
secrecy envelope and seal the envelope.

DO NOT make any marks on the **secrecy**
envelope.

Official Mail-in Ballot

NAKED Ballot Warning


Naked ballots are mail-in ballots that arrive at election bureaus without inner “**secrecy envelopes**” and under PA Election Law your ballot will **NOT** be counted.



SO PLEASE USE THE SECRECY ENVELOPE

Mail-in Ballot - Part 4

Put the secrecy envelope with your ballot in the **outer envelope**. Then sign, date signed, print your name and address the on the sealed **outer envelope**.



Voter, sign or mark here	
X	

Voter Declaration-Why Sign?

By signing the **outer (declaration) envelope**, the voter declares and affirms, under penalty of perjury, that they are the person who completed their mail-in ballot.

The image shows two examples of a voter declaration envelope. The top example is the outer envelope, which is marked with a large 'X' in the 'Voter Sign Here' field. The bottom example is the inner envelope, which is marked with a large 'X' in the 'Voter Sign Here' field. Both envelopes contain the following text:

Voter's Declaration
I declare, under penalty of perjury, that I am the person who completed this ballot. I am not aware of anyone else who has completed this ballot for me. I am not aware of anyone else who has signed my name on this ballot. I am not aware of anyone else who has signed my name on this ballot after I have signed it. I am not aware of anyone else who has signed my name on this ballot after I have signed it. I am not aware of anyone else who has signed my name on this ballot after I have signed it.

Voter Sign Here
[X]

Date (MM/DD/YYYY)
[]

Voter Print Name
[]

Witness Address (Street)
[]

Witness Address City, Zip Code
[]

FOR COUNTY ELECTION USE ONLY
[]

To be Completed by Voter: Voter to sign their declaration because of absence or physical disability. Voters who are not able to sign their name on this ballot may have a witness sign for them. A witness is someone who is at least 18 years old and is not a family member of the voter. A witness must be present when the voter signs the ballot and must sign the ballot in the presence of the voter. A witness must be present when the voter signs the ballot and must sign the ballot in the presence of the voter.

Voter Sign Here
[X]

Date (MM/DD/YYYY)
[]

Witness Address (Street)
[]

Witness Address City, Zip Code
[]

Witness Sign Here
[]

Signature Tips

- You should sign the same way you did when you registered to vote, because that's what the signature will be compared with. Election workers look at the signature on the ballot envelope and the signature on file.
- Look at the signature on your PennDOT driver's license or ID card which is the signature in the PA voter registration system.
- If you are concerned that your signature on file is no longer accurate, **contact** the Delaware County Election Bureau and they will help you update it
(610) 891-4673 DelcoElection@co.delaware.pa.us

Ways to Return Mail-in Ballots

RETURN as EARLY as POSSIBLE

At Delaware County Voter Service Centers

Chester - Media - Upper Darby - for details [CLICK HERE](#)

NOTE: Voter returns mail-in ballot in person at a Voter Service Center.



Place in a Dropbox - for details [CLICK HERE](#)

NOTE: Voter puts their mail-in ballot in the dropbox. Camera surveillance will be in place plus daily pick-up.



Mail it in... via US Postal Service

NOTE: Outer Envelope is addressed & postage-paid, no need for a postage stamp.

Or use an alternate mail carrier, including FedEx, UPS, DHL, etc.

NOTE: Visit the carrier's website for more information about delivery and charges.




Ballots must be postmarked by 8:00 p.m. on November 3rd, 2020.

Outer Envelope Barcode Security



A person's mail-in has a **declaration/outer envelope** with it that must be completed, signed and returned with the ballot in it in order for the vote to be counted. **The outer envelope has a barcode on it that is associated with the voter.** When the voted ballot is received, that **barcode is scanned** and the **system immediately** updated to reflect that your ballot has been returned. **Track your mail-in ballot at VotesPA - [CLICK HERE](#)**




More About Mail-in Ballot Security



Once **mail-in ballots** are scanned into the election system, they are **secured under lock and key** in a room which is also **under camera**. Ballots remain there until 7 AM on Election Day at which time they are brought out with witnesses, opened, and the process is begun to count them.

Track your Mail-in Ballot - [CLICK HERE](#)

Need More Info? Check Out ...



Questions? Call

Election Bureau 610-891-4673

Voter Hotline 610-891-VOTE (8683)

Hotline Hours: Mon-Friday 8:30 a.m. to 8:00 p.m.
& Saturdays 9:00 a.m. to Noon

- [VotesPA.com](https://www.votespa.com)
- [LWVDelcoPA.org](https://www.lwvdelcopa.org)
- [Delcopa.gov](https://www.delcopa.gov)
- [Vote-By-Mail Ballot](#)
- [Vote411.org](https://www.vote411.org)